

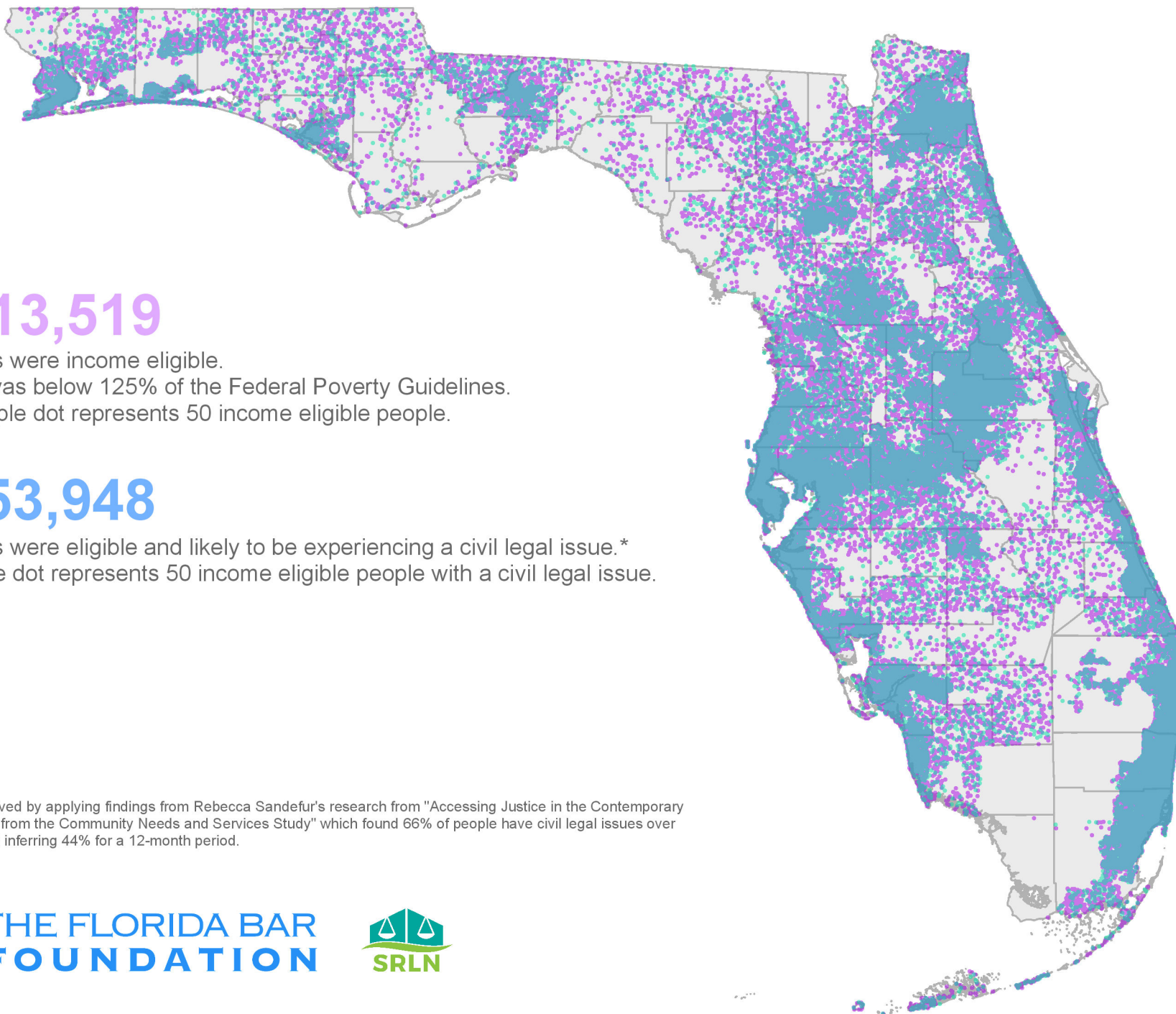
Floridians Eligible for, Needing, and Receiving Civil Legal Aid in 2015

4,213,519

Floridians were income eligible.
Income was below 125% of the Federal Poverty Guidelines.
Each purple dot represents 50 income eligible people.

* Estimate derived by applying findings from Rebecca Sandefur's research from "Accessing Justice in the Contemporary USA: Findings from the Community Needs and Services Study" which found 66% of people have civil legal issues over 18 months and inferring 44% for a 12-month period.

Floridians Eligible for, Needing, and Receiving Civil Legal Aid in 2015



4,213,519

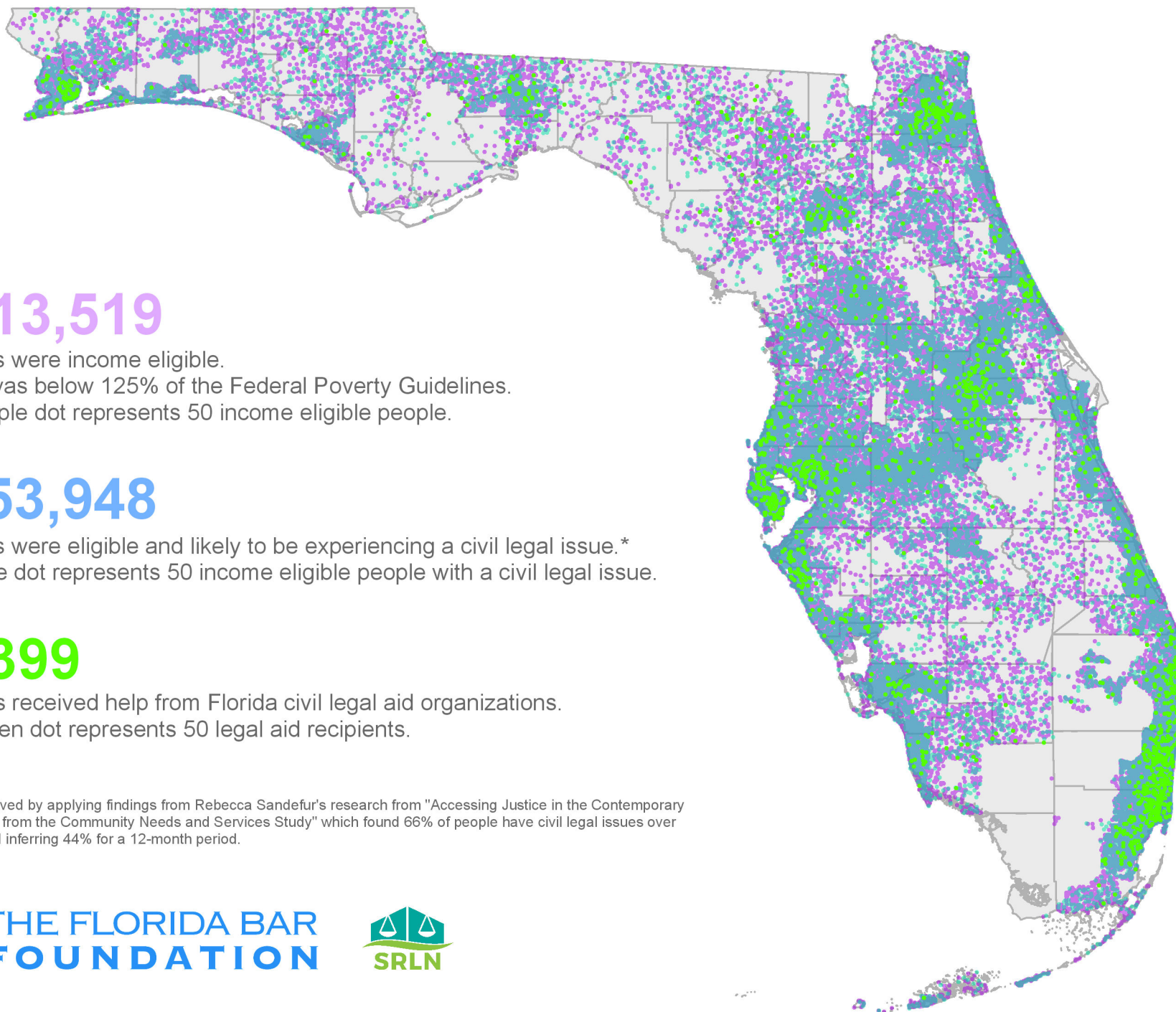
Floridians were income eligible.
Income was below 125% of the Federal Poverty Guidelines.
Each purple dot represents 50 income eligible people.

1,853,948

Floridians were eligible and likely to be experiencing a civil legal issue.*
Each blue dot represents 50 income eligible people with a civil legal issue.

* Estimate derived by applying findings from Rebecca Sandefur's research from "Accessing Justice in the Contemporary USA: Findings from the Community Needs and Services Study" which found 66% of people have civil legal issues over 18 months and inferring 44% for a 12-month period.

Floridians Eligible for, Needing, and Receiving Civil Legal Aid in 2015



4,213,519

Floridians were income eligible.
Income was below 125% of the Federal Poverty Guidelines.
Each purple dot represents 50 income eligible people.

1,853,948

Floridians were eligible and likely to be experiencing a civil legal issue.*
Each blue dot represents 50 income eligible people with a civil legal issue.

80,399

Floridians received help from Florida civil legal aid organizations.
Each green dot represents 50 legal aid recipients.

* Estimate derived by applying findings from Rebecca Sandefur's research from "Accessing Justice in the Contemporary USA: Findings from the Community Needs and Services Study" which found 66% of people have civil legal issues over 18 months and inferring 44% for a 12-month period.

Floridians Eligible for Civil Legal Aid in 2015

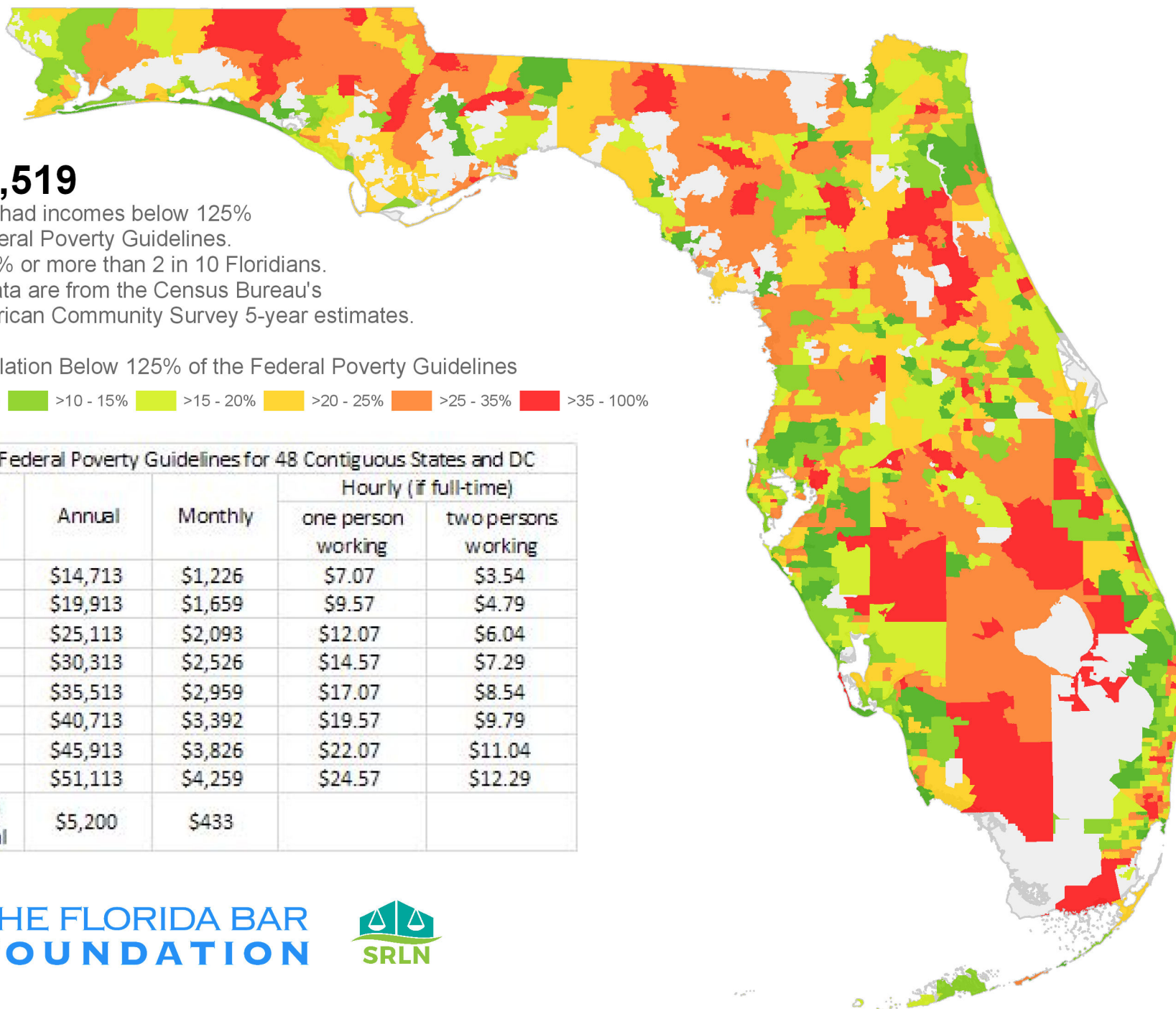
4,213,519

Floridians had incomes below 125% of the Federal Poverty Guidelines. That is 22% or more than 2 in 10 Floridians. Poverty data are from the Census Bureau's 2015 American Community Survey 5-year estimates.

% of Population Below 125% of the Federal Poverty Guidelines

0 - 10% >10 - 15% >15 - 20% >20 - 25% >25 - 35% >35 - 100%

125% Federal Poverty Guidelines for 48 Contiguous States and DC				
Family Size	Annual	Monthly	Hourly (if full-time)	
			one person working	two persons working
1	\$14,713	\$1,226	\$7.07	\$3.54
2	\$19,913	\$1,659	\$9.57	\$4.79
3	\$25,113	\$2,093	\$12.07	\$6.04
4	\$30,313	\$2,526	\$14.57	\$7.29
5	\$35,513	\$2,959	\$17.07	\$8.54
6	\$40,713	\$3,392	\$19.57	\$9.79
7	\$45,913	\$3,826	\$22.07	\$11.04
8	\$51,113	\$4,259	\$24.57	\$12.29
for each additional	\$5,200	\$433		



Floridians Eligible for & Estimated Need for Civil Legal Aid in 2015

4,213,519

Floridians had incomes below 125% of the Federal Poverty Guidelines. That is 22% or more than 2 in 10 Floridians. Poverty data are from the Census Bureau's 2015 American Community Survey 5-year estimates.

% of Population Below 125% of the Federal Poverty Guidelines

0 - 10% >10 - 15% >15 - 20% >20 - 25% >25 - 35% >35 - 100%

1,853,948

Floridians were eligible and likely to be experiencing a civil legal issue. Estimate derived by applying findings from Rebecca Sandefur's research from "Accessing Justice in the Contemporary USA: Findings from the Community Needs and Services Study" which found 66% of people have civil legal issues over 18 months and inferring 44% for a 12-month period.*

4% 80,399

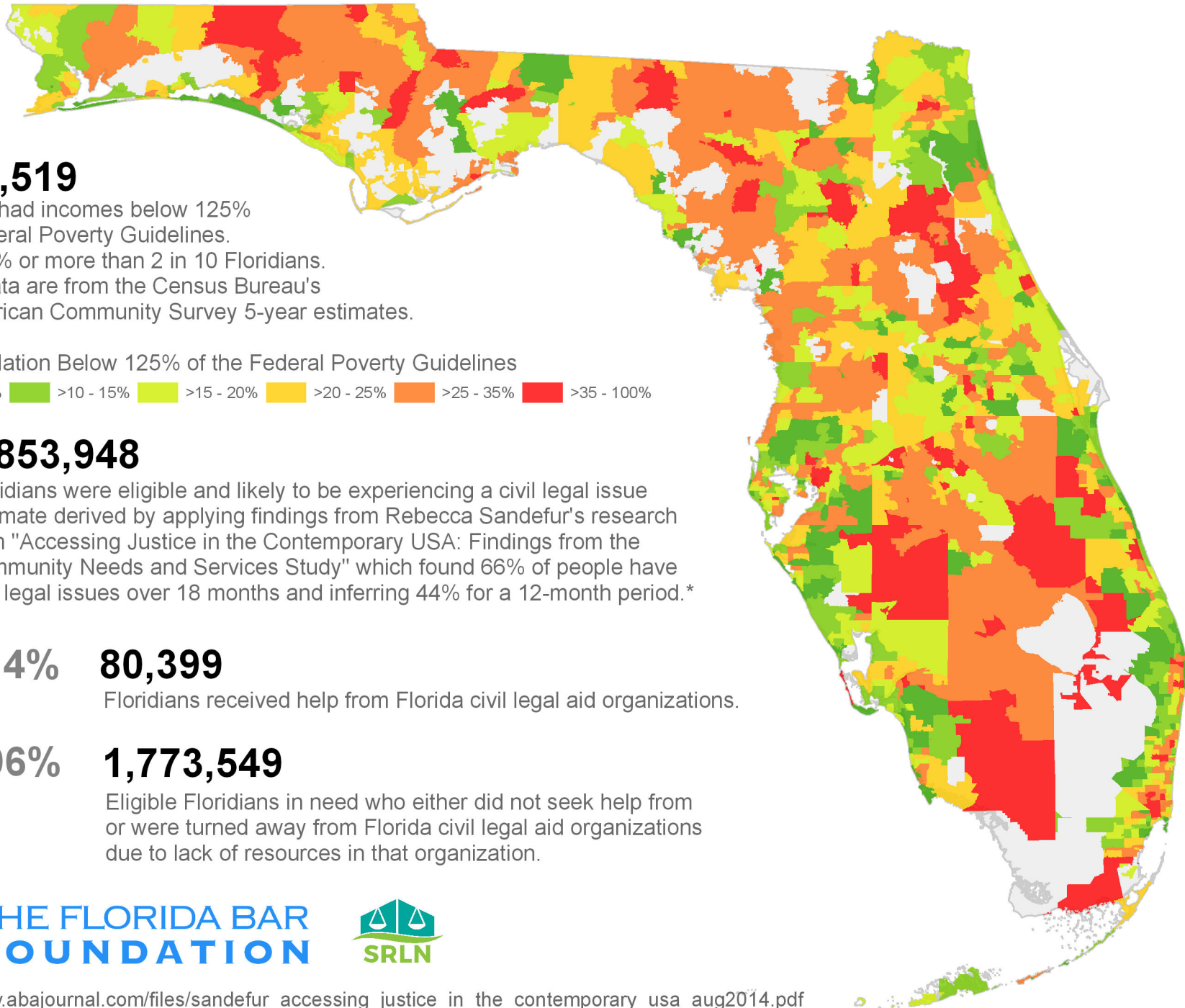
Floridians received help from Florida civil legal aid organizations.

96% 1,773,549

Eligible Floridians in need who either did not seek help from or were turned away from Florida civil legal aid organizations due to lack of resources in that organization.



* http://www.abajournal.com/files/sandefur_accessing_justice_in_the_contemporary_usa_aug2014.pdf



Low- and Moderate-Income Floridians in 2015

13,332,565

Floridians had incomes below 400% of the Federal Poverty Guidelines. That is 69% or almost 7 in 10 Floridians. Poverty data are from the Census Bureau's 2015 American Community Survey 5-year estimates.

% of Population Below 400% of the Federal Poverty Guidelines

0 - 10% >10 - 15% >15 - 20% >20 - 25% >25 - 35% >35 - 100%

400% Federal Poverty Guidelines for 48 Contiguous States and DC				
Family Size	Annual	Monthly	Hourly (if full-time)	
			one person working	two persons working
1	\$47,080	\$3,923	\$22.63	\$11.32
2	\$63,720	\$5,310	\$30.63	\$15.32
3	\$80,360	\$6,697	\$38.63	\$19.32
4	\$97,000	\$8,083	\$46.63	\$23.32
5	\$113,640	\$9,470	\$54.63	\$27.32
6	\$130,280	\$10,857	\$62.63	\$31.32
7	\$146,920	\$12,243	\$70.63	\$35.32
8	\$163,560	\$13,630	\$78.63	\$39.32
for each additional	\$16,640	\$1,387		

Low- and Moderate-Income Floridians in 2015

13,332,565

Floridians had incomes below 400% of the Federal Poverty Guidelines. That is 69% or almost 7 in 10 Floridians. Poverty data are from the Census Bureau's 2015 American Community Survey 5-year estimates.

% of Population Below 400% of the Federal Poverty Guidelines

22 - 35% >35 - 50% >50 - 65% >65 - 80% >80 - 100%

400% Federal Poverty Guidelines for 48 Contiguous States and DC				
Family Size	Annual	Monthly	Hourly (if full-time)	
			one person working	two persons working
1	\$47,080	\$3,923	\$22.63	\$11.32
2	\$63,720	\$5,310	\$30.63	\$15.32
3	\$80,360	\$6,697	\$38.63	\$19.32
4	\$97,000	\$8,083	\$46.63	\$23.32
5	\$113,640	\$9,470	\$54.63	\$27.32
6	\$130,280	\$10,857	\$62.63	\$31.32
7	\$146,920	\$12,243	\$70.63	\$35.32
8	\$163,560	\$13,630	\$78.63	\$39.32
for each additional	\$16,640	\$1,387		

Low- and Moderate-Income Floridians & Estimated Need for Civil Legal Aid in 2015

13,332,565

Floridians had incomes below 400% of the Federal Poverty Guidelines. That is 69% or almost 7 in 10 Floridians. Poverty data are from the Census Bureau's 2015 American Community Survey 5-year estimates.

% of Population Below 400% of the Federal Poverty Guidelines

0 - 10% >10 - 15% >15 - 20% >20 - 25% >25 - 35% >35 - 100%

5,866,329

Low- and middle-income Floridians were likely experiencing a civil legal issue. Estimate derived by applying findings from Rebecca Sandefur's research from "Accessing Justice in the Contemporary USA: Findings from the Community Needs and Services Study" which found 66% of people have civil legal issues over 18 months and inferring 44% for a 12-month period.*

1.3% 80,399

Floridians received help from Florida civil legal aid organizations.

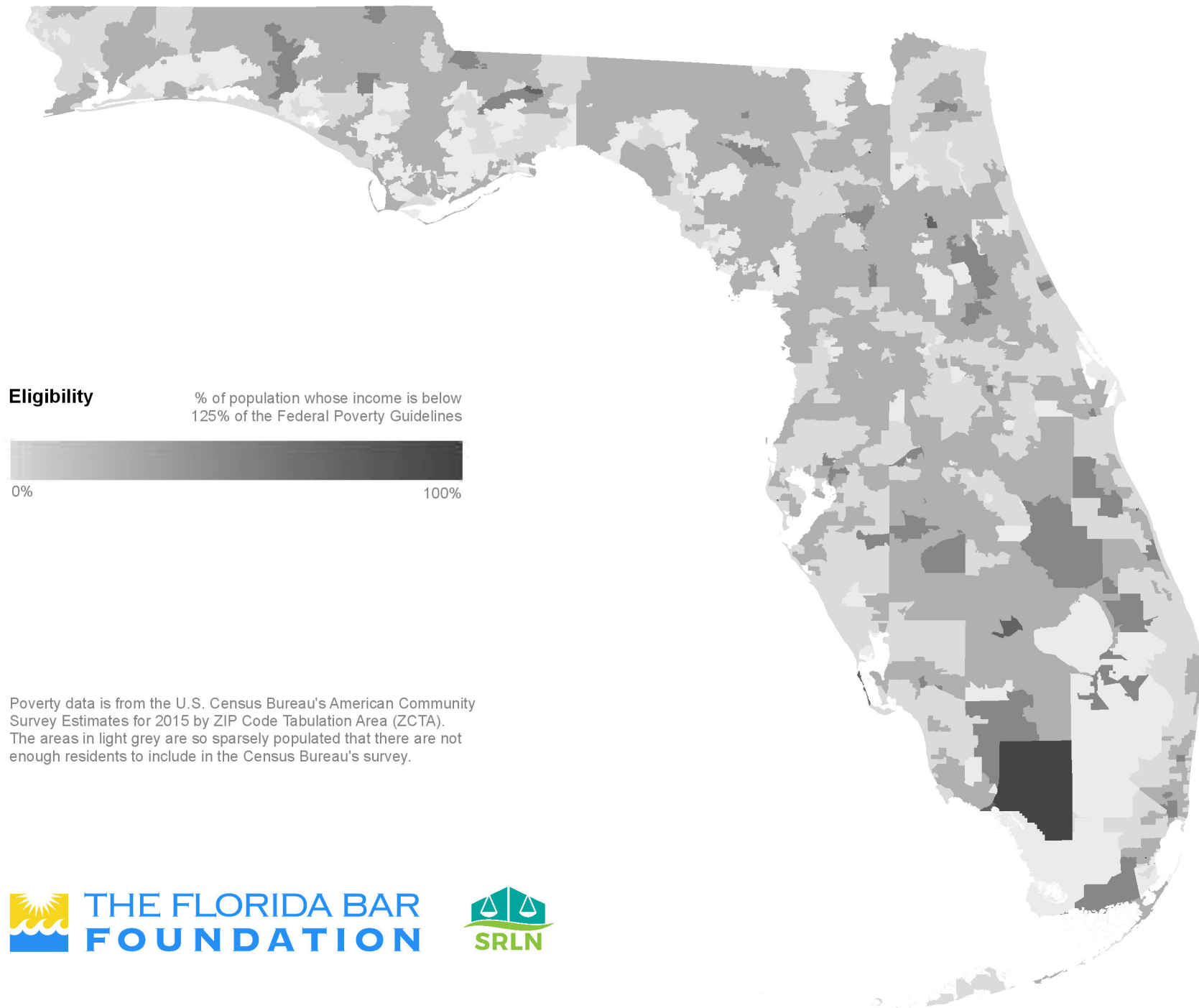
98.7% 5,785,930

Low- and middle-income Floridians in need who either did not seek help from or were turned away from Florida civil legal aid organizations due to lack of resources in that organization.

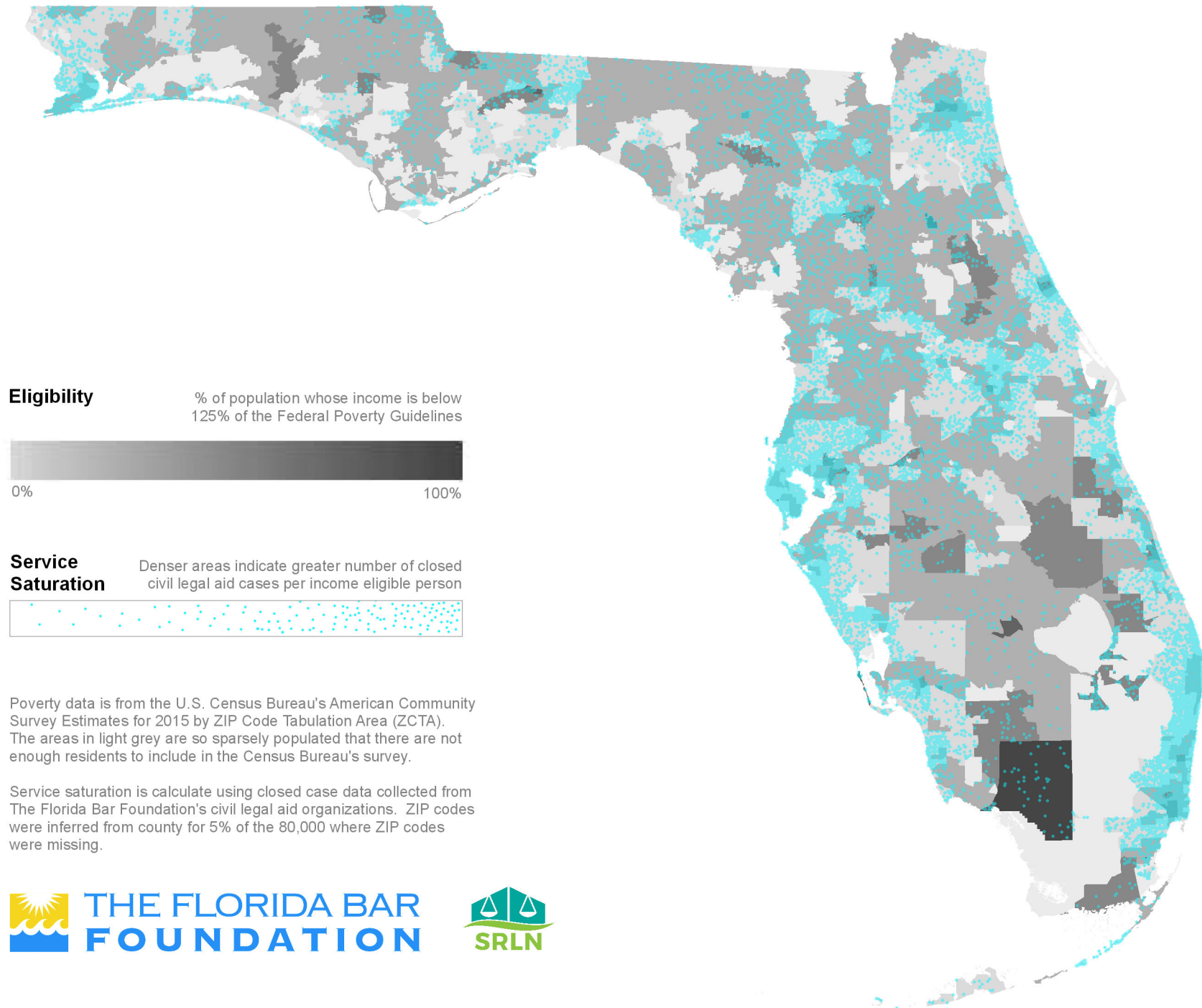


* http://www.abajournal.com/files/sandefur_accessing_justice_in_the_contemporary_usa_aug2014.pdf

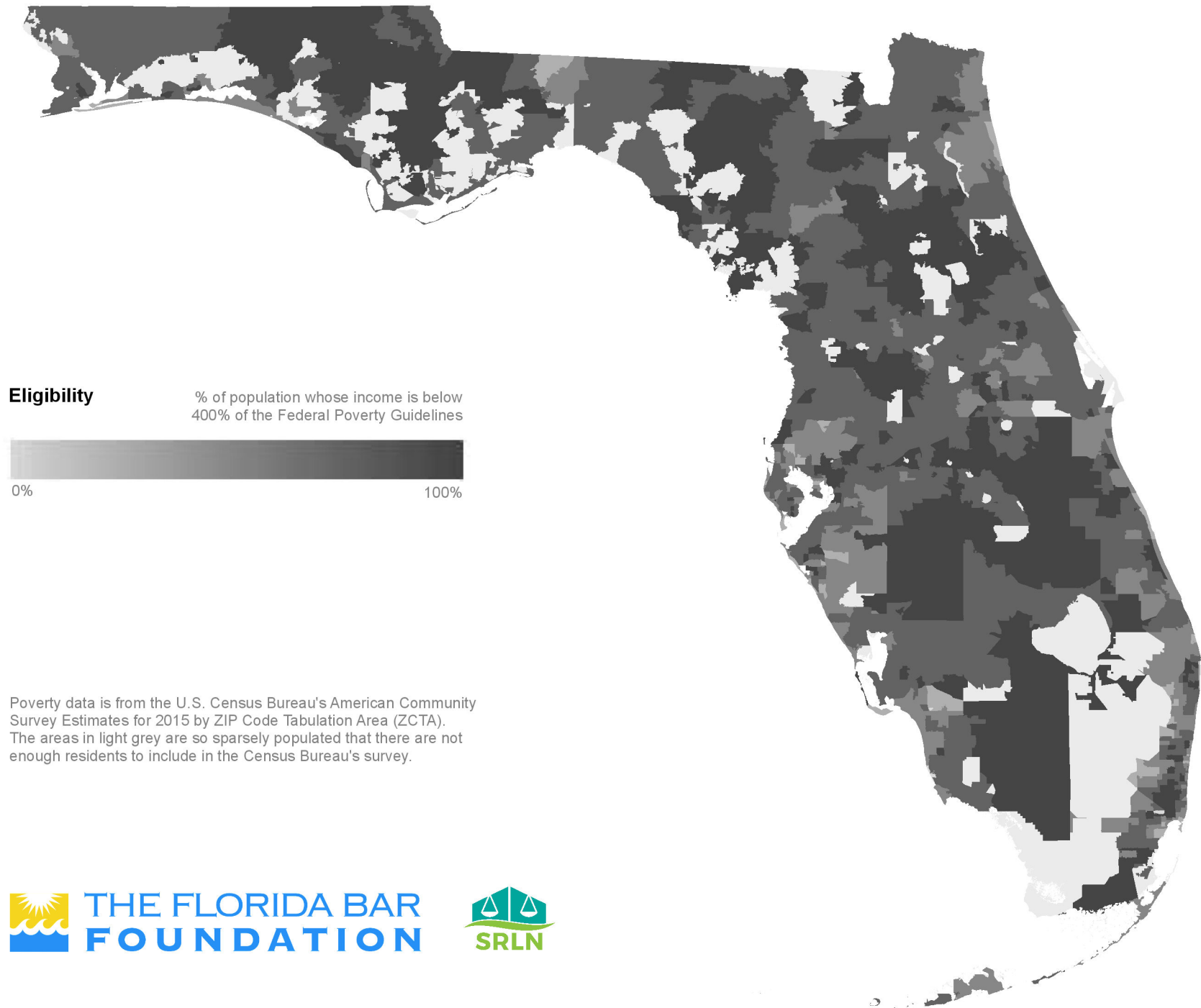
Floridians Eligible for Civil Legal Aid



Floridians Eligible for Civil Legal Aid & Saturation of Services



Low- and Moderate-Income Floridians in 2015



Low- and Moderate-Income Floridians in 2015 & Saturation of Civil Legal Aid Services

